

EMI 58 B / C / H / T

SOLID SHAFT MAGNETIC INCREMENTAL ENCODER

MAIN FEATURES

Standard \varnothing 58 mm encoder series for industrial applications with high mechanical resistance requirements. These encoders are designed to support high radial and axial shaft load and they can be mounted by means of flanges or fixing clamps.

- 3 channel encoder (A / B / Z) up to 10000 ppr based on innovative magnetic ASIC
- Power supply up to +30 V DC with several electrical interfaces available
- Up to 800 kHz output frequency
- Cable or connector output
- Available with metal cover for heavy duty applications
- Solid shaft diameter up to 12 mm
- Mounting by synchronous, clamping or coupling flange



ORDERING CODE	EMI	58C	M*	500	S	5/30	P	8	X	X	M	R	.162	+XXX
SERIES magnetic incremental encoder series EMI														
MODEL synchronous flange \varnothing 50 mm 58B clamping flange \varnothing 36 mm 58C clamping flange \varnothing 50 mm 58H coupling flange \varnothing 40 mm 58T														
METAL COVER * add for metal cover M														
RESOLUTION ppr from 1 to 10000 please refer to the preferred resolutions list														
ZERO PULSE without zero pulse S with zero pulse Z														
POWER SUPPLY (with L electrical interface) 5 V DC 5 5 ... 30 V DC 5/30														
ELECTRICAL INTERFACE NPN open collector C push-pull P line driver L power supply 5/30 V DC - output RS-422 RS														
SHAFT DIAMETER (mod. B) mm 6 (mod. C) mm 8 (mod. B / C / H) (3/8") mm 9,52 mm 10 (mod. T) mm 12														
ENCLOSURE RATING IP 54 X (mod. B / C / T) IP 66 S														
OPTION to be reported X														
OUTPUT TYPE cable (standard length 1,5 m) P preferred cable lengths 2 / 3 / 5 / 10 m, to be added after DIRECTION TYPE (eg. PR5)														
MIL male connector M JIS-C-5432 male connector J M12 male connector M12 M23 male connector H M16 male connector C														
DIRECTION TYPE axial A radial R														
MATING CONNECTOR mating connector not included .162 to be reported only with connector output (eg. MR.162), for mating connector see Accessories														
VARIANT custom version +XXX														

کانون ابزار

تلفن :

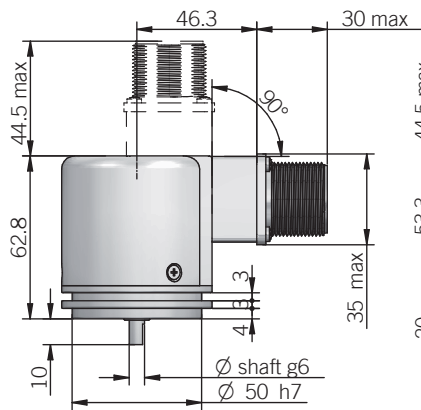
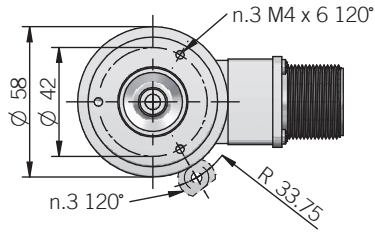
021 66 39 39 00

0912 147 3023

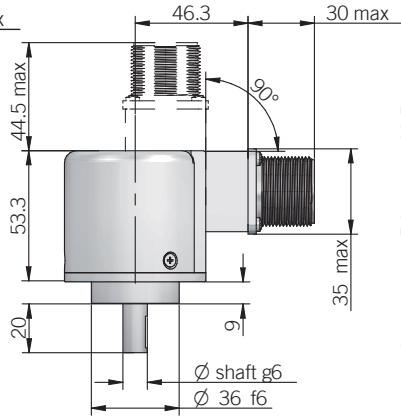
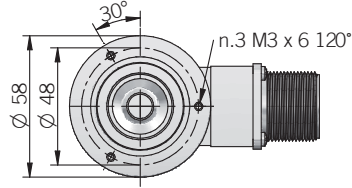
ali5.ir

MAGNETIC INCREMENTAL ENCODERS | EMI 58 B / C / H / T

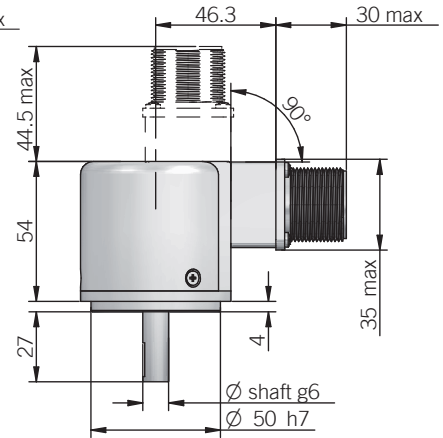
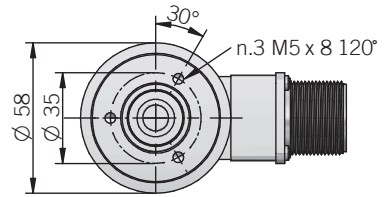
58 B



58 C

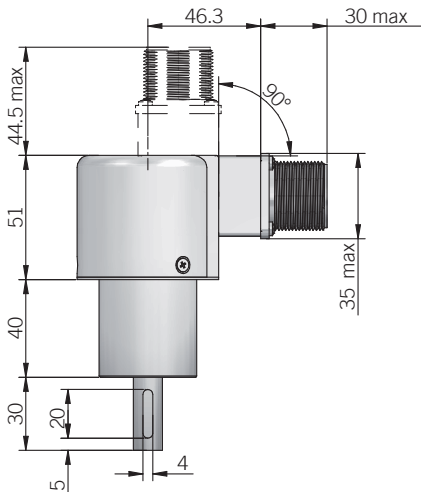
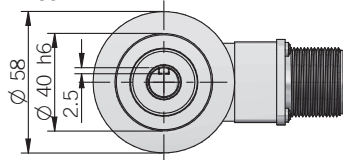


58 H

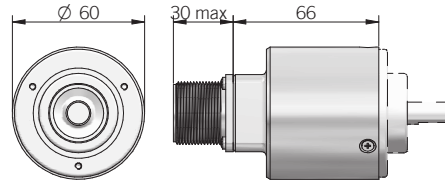


fixing clamps not included, please refer to Accessories

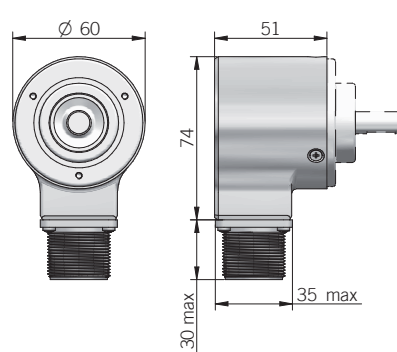
58 T



DIMENSION WITH METAL COVER AND AXIAL OUTPUT



DIMENSION WITH METAL COVER AND RADIAL OUTPUT



* slot only with 12 mm shaft diameter

recommended mating shaft tolerance H7
dimensions in mm

MAGNETIC INCREMENTAL ENCODERS | EMI 58 B / C / H / T

ELECTRICAL SPECIFICATIONS

Resolution	from 1 to 10000 ppr
Power supply ¹	5 = 4,5 ... 5,5 V DC 5/30 = 4,5 ... 30 V DC (reverse polarity protection)
Power draw without load typical	0,4 W
Max load current	C / P = 50 mA / channel L / RS = 20 mA / channel
Electrical interface ²	NPN open collector (AEIC-7273, pull-up max +30 V DC) push-pull / line driver HTL (AEIC-7272 or similar) line driver RS-422 (AELT-5000 or similar)
Max output frequency	800 kHz
Counting direction	A leads B clockwise (shaft view)
Index signal	180°e (Z&A)
Startup time typical	10 ms
Accuracy	< 0,3° at +20°C (+68°F) ± 0,5° in the operating temperature range
Hysteresis	0,70° up to 256 ppr 0,35° from 257 ppr to 10000 ppr
Electromagnetic compatibility	according to 2014/30/EU directive
RoHS	according to 2011/65/EU directive
UL / CSA	file n. E212495

PREFERRED RESOLUTIONS

2 - 4 - 5 - 6 - 8 - 10 - 12 - 16 - 20 - 30 - 40 - 50 - 60 - 80 - 90 - 100 - 125 -
128 - 200 - 250 - 256 - 360 - 400 - 500 - 512 - 720 - 1000 - 1024 - 1440 -
2000 - 2048 - 3600 - 4096 - 5000 - 7200 - 10000

please directly contact our offices for other pulses

MECHANICAL SPECIFICATIONS

Shaft diameter	ø 6 / 8 / 9,52 (3/8") / 10 / 12 mm
Enclosure rating	X = IP 54 (IEC 60529) S = IP 66 (IEC 60529)
Max rotation speed	6000 rpm with X enclosure rating 3000 rpm with S enclosure rating
Max shaft load ³	10 N axial / 20 N radial with ø 6 mm shaft 200 N axial / radial
Shock	50 G, 11 ms (IEC 60068-2-27)
Vibration	10 G, 10 ... 2000 Hz (IEC 60068-2-6)
Moment of inertia	1,5 x 10 ⁻⁶ kgm ² (36 x 10 ⁻⁶ lbfm ²)
Starting torque (at +20°C / +68°F)	< 0,02 Nm (2,83 Ozin) with X enclosure rating < 0,06 Nm (8,50 Ozin) with S enclosure rating
Bearing stage material	EN-AW 2011 aluminum
Shaft material	1.4305 / AISI 303 stainless steel
Housing material	PA66 glass fiber reinforced / painted aluminum
Bearings	n.2 ball bearings
Bearings life	10 ⁹ revolutions
Operating temperature ^{4,5}	-25° ... +85°C (-13° ... +185°F)
Storage temperature ⁵	-25° ... +70°C (-13° ... +158°F)
Weight	350 g (12,35 oz) 450 g (15,87 oz) with metal cover

¹ as measured at the transducer without cable influences

² for further details refer to OUTPUT LEVELS on TECHNICAL BASICS section

³ maximum load for static usage

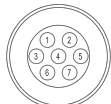
⁴ measured on the transducer flange

⁵ condensation not allowed

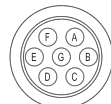
CONNECTIONS

Function	Cable C / P	Cable L / RS	7 pin J C / P	7 pin J L / RS no Zero	7 pin M C / P	7 pin M L / RS no Zero	10 pin J L / RS with Zero	10 pin M L / RS with Zero	5 pin M12 C / P	8 pin M12 L / RS	12 pin H	5 pin C C / P	8 pin C L / RS
+V DC	red	red	6	4	F	D	4 - 5	D - E	2	7	12	5	7
0 V	black	black	1	6	A	F	6	F	4	1	10	1	8
A+	green	green	3	1	C	A	1	A	3	6	5	2	1
A-	/	brown or grey	/	3	/	C	7	G	/	5	6	/	2
B+	yellow	yellow	5	2	E	B	2	B	1	4	8	4	3
B-	/	orange	/	5	/	E	8	H	/	3	1	/	4
Z+	blue	blue	4	/	D	/	3	C	5	2	3	3	5
Z-	/	white	/	/	/	/	9	I	/	8	4	/	6
≡	shield	shield	7	7	G	G	10	J	housing	housing	9	/	/

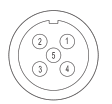
J connector (7 pin)
JIS-C-5432 Size 16
solder side view FV



M connector (7 pin)
Amphenol MS3102-E-16-S
solder side view FV



M12 connector (5 pin)
M12 A coded
solder side view FV



C connector (5 pin)
circular M16
solder side view FV



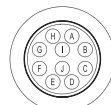
H connector (12 pin) - M23 CCW
Hummel 7.410.000000 -
7.002.912.603
solder side view FV



J connector (10 pin)
JIS-C-5432 Size 16
solder side view FV



M connector (10 pin)
Amphenol MS3102-E-18-1
solder side view FV



M12 connector (8 pin)
M12 A coded
solder side view FV



C connector (8 pin)
M16 IEC 60130-9
solder side view FV



We are here for you. Addresses and Contacts.

Headquarter Switzerland:

Angst+Pfister Sensors and Power AG
Thurgauerstrasse 66
CH-8050 Zurich
Phone +41 44 877 35 00
sensorsandpower@angst-pfister.com

Office Germany:

Angst+Pfister Sensors and Power Deutschland GmbH
Edisonstraße 16
D-85716 Unterschleißheim
Phone +49 89 374 288 87 00
sensorsandpower.de@angst-pfister.com

Scan here and get an overview of personal contacts!



sensorsandpower.angst-pfister.com

کانون ابزار

تلفن :

021 66 39 39 00

0912 147 3023

ali5.ir